


APOGEO



La soluzione ideale per creare spazi e ambienti aperti al pubblico come Hotel e Resort, Spa, attività commerciali di ogni genere. Un grès porcellanato effetto pietra che resiste all'umidità e al calore ma soprattutto all'usura del tempo perché sapientemente studiato per essere utilizzato ogni giorno. Finiture naturali e armoniose, sfumature cromatiche equilibrate e ideali per gli ambienti dedicati al benessere e all'accoglienza. Uno stile deciso ma allo stesso elegante e mai invadente, perfettamente in sintonia con lo stile moderno.

The best solution to create open public environments as Hotels and Resorts, Spa, commercial activities in general. A stone effect porcelain tile resisting to timeworn because it has been carefully designed to be used every day. Natural and harmonious finishings, balanced shades of color and ideal for environments dedicated to well-being and hospitality. A decided style but at the same time elegant and never intrusive, perfectly in harmony with the modern style.



Serie **APOGEO** - Colore BLACK fondo rettificato 90x90



Serie **APOGEO** - Colore ANTHRACITE fondo rettificato 60x60 (10 mm) / fondo compact rettificato 60x120



ANTHRACITE_10



WHITE_08




GREY_06



BLACK_14




Serie **APOGEO** - Colore WHITE fondo rettificato 90x90 / fondo rettificato 60x120




GREY

FORMATI / SIZES / FORMATS / FORMATE

10 mm



FONDO RETTIFICATO
90X90 / 35^{3/8}"X35^{3/8}"
8BF**90




FONDO RETTIFICATO
60X60 / 23^{5/8}"X23^{5/8}"
8BF**60




FONDO RETTIFICATO
60X120 / 23^{5/8}"X47^{1/4}"
8BF**62

FORMATI / SIZES / FORMATS / FORMATE


20 mm



FONDO COMPACT RETTIFICATO
90X90 / 35^{3/8}"X35^{3/8}"
8AF**90/2




FONDO COMPACT RETTIFICATO
60X60 / 23^{5/8}"X23^{5/8}"
8AF**60/R




FONDO COMPACT RETTIFICATO
60X120 / 23^{5/8}"X47^{1/4}"
8AF**62

FORMATI / SIZES / FORMATS / FORMATE

30 mm



FONDO COMPACT RETT.
FONDO COMPACT NATURALE
90X90 / 35^{3/8}"X35^{3/8}"
ZAF**90/R
ZAF**90



FONDO COMPACT RETT.
FONDO COMPACT NATURALE
60X60 / 23^{5/8}"X23^{5/8}"
ZAF**60/R
ZAF**60

PEZZI SPECIALI / SPECIAL PIECES

10 mm



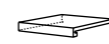
GRADINO A "C" 1L RETT.
33X60 / 12^{63/64}"X23^{5/8}"
8BD**GC/R



GRADINO A "C" 2L DX / SX RETT.
33X60 / 12^{63/64}"X23^{5/8}"
8BD**CD/R 8BD**CS/R



GRADINO A "C" 1L RETT.
33X90 / 12^{63/64}"X35^{3/8}"
8BD**1C/R




GRADINO A "C" 2L DX / SX
33X33 / 12^{63/64}"X12^{63/64}"
8BD**2C




BATTISCOPIA RETT.
7,5X60 / 2^{61/64}"X23^{5/8}"
8BD**BA/R

PEZZI SPECIALI / SPECIAL PIECES


20 mm



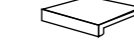
ELEMENTO A "ELLE" 1L RETT.
33X60 / 12^{63/64}"X23^{5/8}"
8AD**E1/R



ELEMENTO A "ELLE" 2L DX / SX
33X60 / 12^{63/64}"X23^{5/8}"
8AD**ED / 8AD**ES



ELEMENTO A "ELLE" 1L
33X90 / 12^{63/64}"X35^{3/8}"
8AD**1L/2



ELEMENTO A "ELLE" 2L DX / SX
33X33 / 12^{63/64}"X12^{63/64}"
8AD**2L